

Emerg[®] healed.



An evolution in therapy surfaces designed to customize surface immersion.

Emerg[®] Auto-Emersiontherapy[™] customizes surface immersion specific to the patient's therapy needs creating a fluid-like, ideal pressure environment for wound healing.

Our Touchscreen TEC-Nology[™] prompts the user on-screen to complete therapy set-up and maintain the patient's optimal immersion and envelopment throughout their care episode. No other adjustments are required.

Incredibly easy.

More than 33% of medical device incidents are due to user error.¹ Surfaces requiring manual adjustments to therapy settings may contribute to inaccurate pressure settings, which may influence wound healing, incur additional treatment costs, and place patients at risk for wound complications.

To reduce the risk of therapy errors, we designed Emerg[®] to automatically sense and adjust the pressure environment specific to the patient's needs without additional adjustments. Our Touchscreen TEC-Nology[™] prompts the user through set-up in three easy steps.

Ideal environment for healing.

The larger the area of contact between the body and a surface, the better the pressure redistribution. Immersion into a surface increases the contact area between the body and the therapy surface resulting in lower pressures.

Similar to a fluid medium, Emerg[®] Auto-Emersiontherapy[™] provides greater immersion into the surface while enveloping the bony prominences to optimize pressure redistribution while reducing soft tissue distortion, friction, and shearing.




Emerg[®] Auto-Emersiontherapy[™]

Automatically senses and adjusts the ideal pressure environment to a specific patient.



Leading Market Competitor

Applies a pre-set, non-specific therapy setting across a range of patients.



Promotes patient safety.

Patient safety is everyone's concern. Our therapy surface includes side bolsters providing an indication to the patient when approaching the edge, minimizing the risk of edge collapse and offering edge stability during egress.

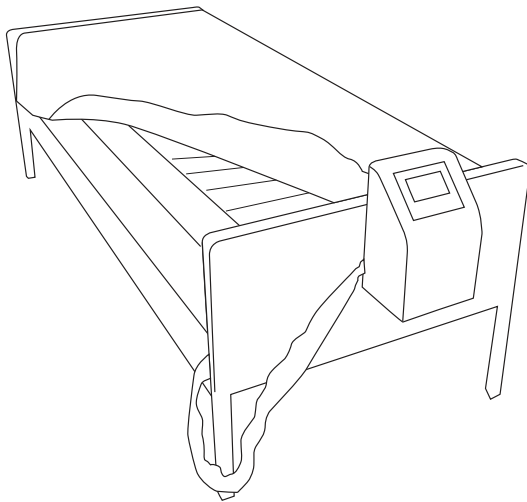
No battery required, our surface will maintain pressures for up to eight hours without electricity. You can rely on Emerg® to continue the pressure environment during a power failure.

OutcomesMatter™

Ethos™ Therapy Solutions knows outcomes matter for your patients with pressure injuries. When compared to leading immersion therapy surfaces, Emerg® Auto-Emersiontherapy™ provides better immersion and envelopment to deliver the ideal surface solution for patients at risk or requiring treatment of pressure injuries, and post-flap or graft surgeries.

Incredibly easy to use, an ideal pressure environment for healing and helping to manage patient risk.

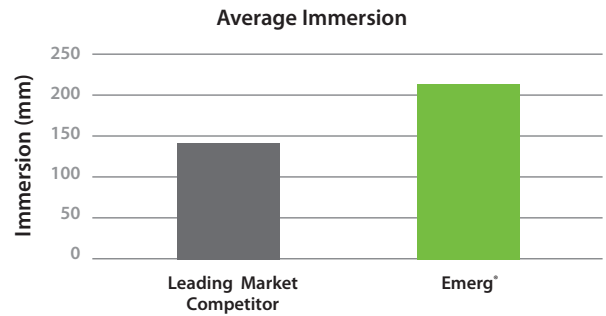
Emerg® healed.



Replacement Mattress Specifications

	Standard	Bariatric
Surface Width	35"	48"
Surface Length	80"	84"
Surface Depth	10"	10"
Weight Limit	400lbs.	750 lbs.

✓ 50% better immersion²



- Immersion indicates how well a support surface absorbs and holds a load (weight).²
- Envelopment is the ability of a support surface to conform, so to fit or mold around irregularities in the body.³
- Envelopment cannot occur without immersion, but immersion does not guarantee envelopment.³
- Independent standard testing confirms the Emerg® Auto-Emersiontherapy™ had better immersion and envelopment than the leading market competitor.²

² E.C. Service Corp, 2018; EC 1730 - Envelopment and Immersion with Dual Semispherical Indenter Testing. Data on file.

³ Stone A, Brienza D, Call E, et al. Standardizing Support Surface Testing and Reporting. *J Wound Ostomy Continence Nursing*. 2015;42(5):445-449

Product Features

- Automatically senses and maintains the patient's specific therapy setting without additional adjustments.
- Simulates a fluid medium to optimize pressure redistribution while reducing soft tissue distortion, friction and shearing.
- 50% better immersion and better envelopment than leading market competitor.
- Incredibly easy to use Touchscreen TEC-Nology™ reduces potential risk of user error.
- Side bolsters improve edge stability during egress.
- Comfort controls offer patient autonomy without therapy compromise.
- Maintains ideal pressure environment for up to 8 hours during power outage or transport – no battery required.
- Available in standard and bariatric mattress replacements.

Contact **Ethos™ Therapy Solutions** to start the healing today at **888.861.8612**.

